Introduction

As the industry's leading supplier of multi-mode cable assemblies, ***Corning Fiber*** offers the most complete line of connectors and factory-terminated cables. From single-fiber jumpers to high fiber count assemblies, ***Corning Fiber*** products meet or exceed industry standards for reflectance and insertion loss. ***Corning Fiber*** state of the art manufacturing process ensures excellent connector performance. We thoroughly screen the fibers and ferrules at the beginning of the process, assemble them in a carefully monitored and controlled automated assembly and polishing process, and quality test our assemblies at the end of the process. This automated assembly and polishing process assures the same outstanding quality in every connector.

FC Connector

SC Connector



APPLICATIONS		
CATV	Active device termination	Telecommunication Networks
Metro	Local Area Networks (LANs)	Data processing Networks
Test equipment	Premise installations	Wide Area Networks (WANs)

AVAILABILITY	
Simplex/ Duplex patch-cord available	Fan-Out available
Pigtail available	Various boot (cable) sizes available

FEATURES	
Low insertion loss and back reflection loss	Good exchangeability
Good Durability	High temperature stability
Standard: Telcordia GR-326-CORE	

SPECIFICATIONS		
	Single Mode	Multimode
Insertion Loss	≤ 0.2dB	≤ 0.5dB
Return Loss	≥ 45dB (PC) ≥ 50dB (UPC) ≥ 60dB (APC)	≥20 dB
Repeatability	≤0.1	
Transmission performance	1310 / 1550 nm	850 / 1300 nm
Durability	≤0.2dB typical change, 1000 matings	
Interchangeability	≤0.2dB	
Tensile strength	› 10kg.	
Operating Temperature	-40 to + 85°C	-40 to + 85°C
Approvals and listing	OFNR or LSOH IEC 61304 Low Smoke, Flame Retardant IEC 60332-3 IEC 60752-2 Non-Corrosive	

ORDER INFORMATION		
Type	Single Mode	Multimode
Outer diameter	0.9, 2, 2.4, 3 mm	2, 3 mm
Boot Color	Yellow, Black, Blue, Beige	White
Fiber Type	9/125µm	50/125µm 62.5/125µm
Cable number	Simplex, Duplex, Fan-out (4f, 8f)	
Application	PC/ UPC/ APC	
Length	Customized	

Introduction

As the industry's leading supplier of multi-mode cable assemblies, ***Corning Fiber*** offers the most complete line of connectors and factory-terminated cables. From single-fiber jumpers to high fiber count assemblies, ***Corning fiber*** products meet or exceed industry standards for reflectance and insertion loss. ***Corning Fiber*** state of the art manufacturing process ensures excellent connector performance. We thoroughly screen the fibers and ferrules at the beginning of the process, assemble them in a carefully monitored and controlled automated assembly and polishing process, and quality test our assemblies at the end of the process. This automated assembly and polishing process assures the same outstanding quality in every connector.

LC Connector

OM4 LC Connector

Adapter OM4 LC Duplex

Applications		
Gigabit Ethernet	Active device termination	Telecommunication networks
Video	Multimedia	Industrial
Military	Premise installations	

AVAILABILITY	
Simplex/ Duplex patch-cord available Pigtail available	Various boot (cable) sizes available LC/UPC & LC/APC patch-cord available

FEATURES	
Low insertion loss and back reflection loss	Good exchangeability
Good Durability	High temperature stability
Standard: Telcordia GR-326-CORE	

SPECIFICATIONS		
	Single Mode	Multimode
Insertion Loss	≤ 0.2dB	≤ 0.5dB
Return Loss	≥ 45dB (PC) ≥ 50dB (UPC) ≥ 60dB (APC)	≥ 20 dB
Repeatability	≤0.1	
Transmission performance	1310 / 1550 nm	850 / 1300 nm
Durability	≤0.2dB typical change, 1000 matings	
Interchangeability	≤0.2dB	
Tensile strength	› 10kg.	
Operating Temperature	-40 to + 85°C	-40 to + 85°C
Approvals and listing	OFNR or LSOH IEC 61304 Low Smoke, Flame Retardant IEC 60332-3 IEC 60752-2 Non-Corrosive	

ORDER INFORMATION		
Type	Single Mode	Multimode
Outer diameter	0.9, 2, 2.4, 3 mm	2, 3 mm
Boot Color	Yellow, Black, Blue, Beige	White
Fiber Type	9/125µm	50/125µm 62.5/125µm
Cable number	Simplex, Duplex, Fan-out (4f, 8f)	
Application	PC/ UPC/ APC	
Length	Customized	

Mode Conditional Patch Cord

9/125	50/125 or 62.5/125

Description	**62.5µm MMF**	**50µm MMF**
Operating wavelength:	1310nm	
Maximum insertion loss:	0.5dB	
Coupled power ratio (CPR)	28 to 40dB	12 to 20dB
Back reflection:	S/M channel: 30dB M/M channel: 20dB	
Connector finish:	PC or APC	
Ferrule geometry:	Radius of curvature: 10 to 25mm	
Fibre height:	-50 to 50nm	
Maximum angular offset:	1°	
Sheath colour:	Orange (yellow for SM leg)	

Connectors available
Types: FC, FC/APC, ST, SC, SC/APC, MT-RJ, MU

Length: 2000mm +/- 10mm
Other lengths available to order

For full information on the Optronics connectors used on the FibreFab patch cords, please contact the address below for a connector data sheet.

Intermateability
Optically and mechanically compatible with all equivalent connectors.
Compliant with IEC 874-14.

Product Packaging
Each patch cord is packaged individually and individually identified for traceability, test certification is supplied for each assembly.

Temperature Cycling
(IEC 874-1 sec. 4.5.22)
-40 to +75°C, 40 cycles
=0.2dB Change

High Temperature:
(IEC 874-1 sec. 4.5.18)
75°C for 96 hours
=0.2dB Change

Damp Heat:
(IEC 874-1 sec. 4.5.19)
60°C at 95% RH, 96 hours
=0.2dB Change

Vibration (Mated Pair):
(IEC 874-1 sec. 4.5.1)
10-55 Hz, 1.5mm P to P
=0.3dB Change

Mating Durability:
(IEC 874-1 sec. 4.5.32)
1000 mating cycles
Clean every 25
< 0.2 dB Change

Operating Temperature
-40°C to +85°C

Mode Conditioning Principle

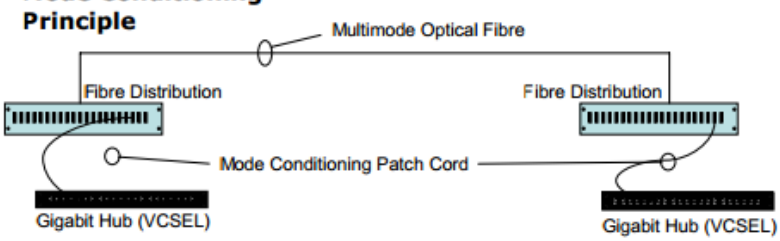

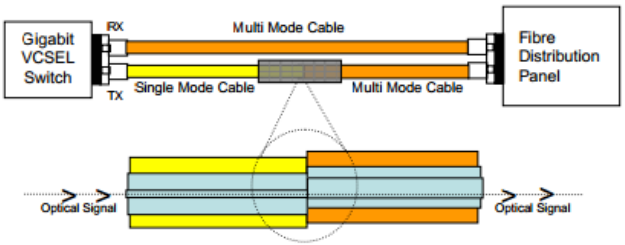
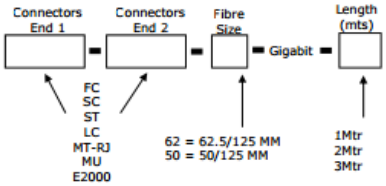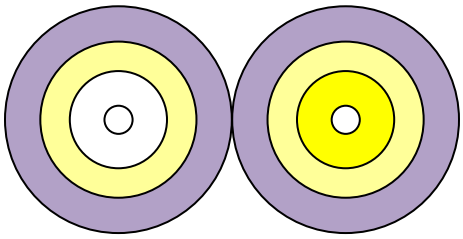
Ordering Information